



# Cleaning Deck Plates, Cable Harnesses and Wall Plates

## Cable Harness and Deck Plate Sockets


### Materials Needed

- ☐ 100% Cotton Pipe Cleaners (available at most drug stores)
- ☐ Lime-A-Way® Kitchen/Bathroom Cleaner (available at most grocery stores)
- ☐ Water
- ☐ Dow Corning® #111 Silicon Grease or equivalent (available at most hardware stores)

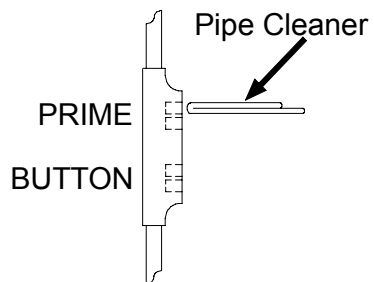
**NEVER USE A SHARP OBJECT TO CLEAN SOCKETS OR CONNECTORS**



Cable Harness



Deck Plate (Quick Connect)



Cleaning sockets

- 1) Dip pipe cleaner folded in half in Lime-A-Way® Kitchen/Bathroom Cleaner and twist into socket.
- 2) Clean thoroughly by rotating the pipe cleaner in the socket.
- 3) Use water to completely rinse the socket.
- 4) Next, use a clean, dry pipe cleaner to soak up excess water in the socket.
- 5) Apply a small amount of silicon grease to a clean, dry pipe cleaner or cotton swab and twist into the socket.


If you have the quick connect deck plate with speedlight connector (pictured above), **clean speedlight connector with rubbing alcohol only**. DO NOT USE LIME-A-WAY® Kitchen/ Bathroom Cleaner.

## Wall Plate Sockets

### Materials Needed


- ☐ Toothbrush
- ☐ Rubbing Alcohol

Use a toothbrush coated with rubbing alcohol to clean the wall plate by gently rotating the toothbrush bristles in the over the connection sockets. There is no need to rinse with water because the alcohol will evaporate.



Wall Plate

Clean 50-pin connectors with rubbing alcohol as well. DO NOT USE LIME-A-WAY® Kitchen/ Bathroom Cleaner.



50-pin connectors

### **Colorado Time Systems**

1551 East 11th Street, Loveland, CO 80537

Phone: 970-667-1000 ext. 256 Fax: 970-667-1032

Toll Free: 800-287-0653 ext. 256 email: [customerservice@coloradotime.com](mailto:customerservice@coloradotime.com)

[www.coloradotime.com](http://www.coloradotime.com) Shop online: <http://secure.coloradotime.com>